

EECS 562
Homework 5

1. Let z_i be a complex symbol for $i=1\dots 4$

$$\text{In[*]}:= \mathbf{z1} = 3 + \mathbf{j} * 3; \mathbf{z2} = 3 - \mathbf{j} * 3; \mathbf{z3} = -3 + \mathbf{j} * 3; \mathbf{z4} = -3 - \mathbf{j} * 3;$$

In a stream of bits to be transmitted each pair of bits (2 bits) is mapped into one complex symbol, here,

$$(0,0) \rightarrow z_1,$$

$$(0,1) \rightarrow z_2,$$

$$(1,0) \rightarrow z_3,$$

$$(1,1) \rightarrow z_4.$$

The stream of information bits is thus mapped into a sequence of complex symbols. The modulated RF signal $y_i(t) = \text{Re}[z_i e^{-j2\pi f_c t}]$ transmitted one symbol time. Here a complex symbol is transmitted every symbol time of $T_s = 1$ ms. The modulated RF signal $y_i(t)$ is processed by a quadrature receiver.

a. Find $y_2(t) = \text{Re}[z_2 * e^{-j2\pi f_c t}]$

b. What is the transmission bit rate? [Hint: the units of bit rate is bits/sec.]

c. For a bit sequence = {1,1,0,0,0,0,1,0,0,1} list the transmitted complex symbols.

d. For a bit sequence = {1,1,0,0,0,0,1,0,0,1} plot the RF signal, assume a convenient f_c ; note $f_c > \frac{10}{T_s}$.

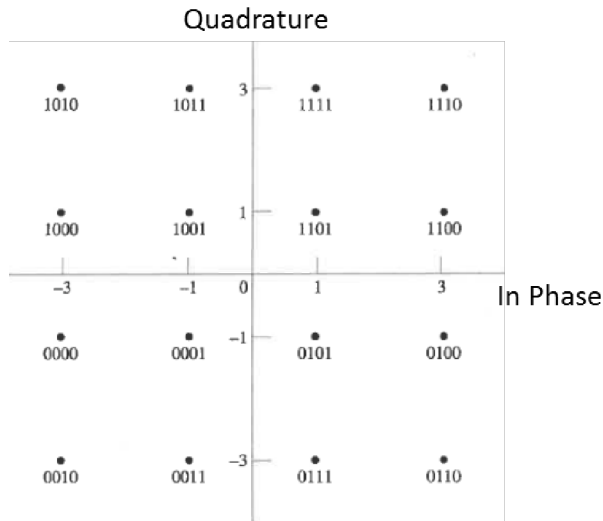
e. Does the RF signal have a constant envelope?

f. Let $g(t) = \text{Re}[z_1 e^{-j2\pi f_c t}] \cos(2\pi f_c t)$. Find $x(t)$ where $x(t) = h_{\text{ILPF}}(t) * g(t)$ (where $*$ means convolution), that is, $g(t)$ is input to a ILPF with bandwidth $\frac{1}{T_s}$.

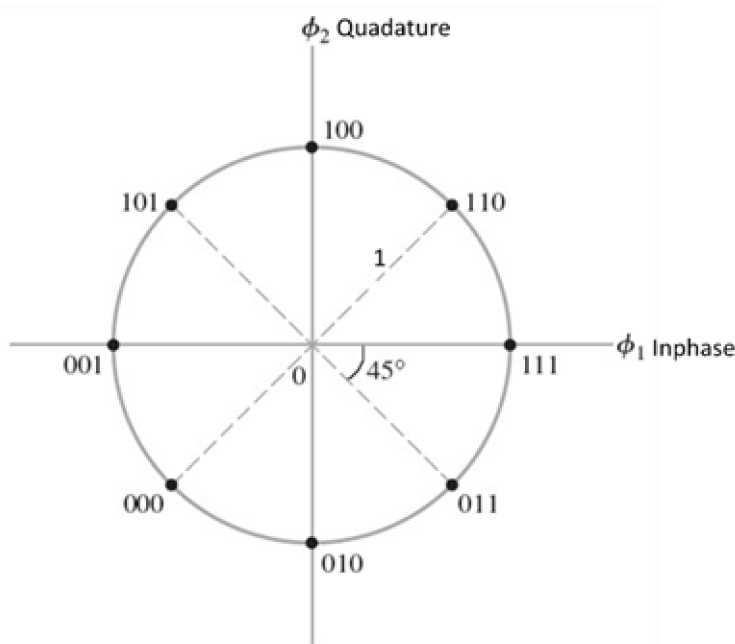
2. What is the transmitted (RF) signal for each QPSK symbol with a bit time = $T_b = 5 \mu\text{s}$ and $f_c = 10\text{MHz}$ and the energy per symbol $E_s = 3 \times 10^{-6}$.

3. Draw a QPSK receiver using a LPF followed by a sampler and a QPSK receiver using an integrate-and-dump in the in-phase and quadrature channels respectively. Explain why these provide the same functionality.

4. A signal space diagram (constellation) is given below:



- a. For this constellation what is M in M-QAM?
 - b. If the $T_s = \text{symbol time} = 1\text{ms}$ what is the bit rate?
 - c. What is the minimum RF bandwidth?
 - d. With raised cosine pulse shaping with $\alpha=0.75$ what is the required RF bandwidth?
 - e. For detection what is the required integration time.
 - f. What is the RF signal for the symbol 0101, let $f_c=10\text{MHz}$?
 - g. Does the RF signal have a constant envelope?
 - h. A QAM coherent detector uses and integrate and dump in the in-phase and quadrature channels respectively at the end of an integration time the I channel sample is -3.1 and Q channel sample is +0.9 what are the output bits?
 - i. A QAM coherent detector uses and integrate and dump in the in-phase and quadrature channels respectively at the end of an integration time the I channel sample is 3.1 and Q channel sample is 0.9 what are the output bits?
5. The signal space diagram (constellation) for a digital RF signal is given below. The symbol time is 0.1 ms and the carrier frequency = $f_c=10\text{MHz}$.



- a. What is the transmitted bit rate?
- b. With raised cosine pulse shaping with $\alpha=0.5$ what is the required RF bandwidth?
- c. What is the transmitted RF signal for the symbol 000?
- d. What is the Energy/symbol?
- e. What is the Energy/bit?
- f. Does the RF signal have a constant envelope?
- g. What is the received symbol if the recovered complex signal is $z=1.1+j0.05$?
- h. A synchronous (or coherent) detector is required in this case. TRUE or FALSE.

6. Using

Digital Modulation: Quadrature Phase-Shift Keying (QPSK) Signal Constellation and Eye Diagrams

Explain the impact in terms of the eye diagram, transmission bandwidth, and signal quality of the following parameter changes:

- a. Changing the raised cosine roll-off factor from .1 to 0.9.
- b. Changing the I/Q phase error from 0 to 25° .
- c. Explain what happened when you click on the trajectory.

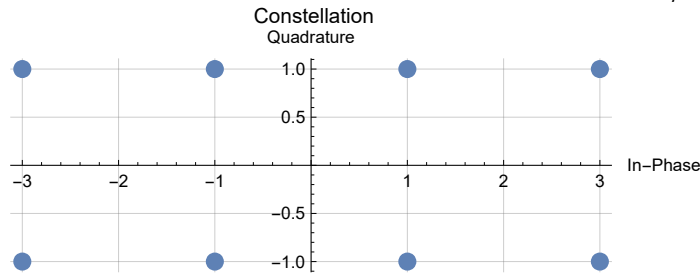
7. What is the advantage of a constant envelope RF signal?

8. Fill out the table below assuming a bit rate of 1 Mb/s.

Define the spectral efficiency as $\eta_{\text{eff}} = (\text{bits/sec})/(\text{RF bandwidth Hz})$

Modulation	B_{RF} (MHz) with $\alpha = 0$	η_{eff} with $\alpha = 0$	B_{RF} (MHz) with $\alpha = 0.5$	η_{eff} with $\alpha = 0.5$	B_{RF} (MHz) with $\alpha = 1$	η_{eff} with $\alpha = 1$
ASK	<input type="checkbox"/>	<input type="checkbox"/>	<input type="checkbox"/>	<input type="checkbox"/>	<input type="checkbox"/>	<input type="checkbox"/>
BPSK	<input type="checkbox"/>	<input type="checkbox"/>	<input type="checkbox"/>	<input type="checkbox"/>	<input type="checkbox"/>	<input type="checkbox"/>
QPSK	<input type="checkbox"/>	<input type="checkbox"/>	<input type="checkbox"/>	<input type="checkbox"/>	<input type="checkbox"/>	<input type="checkbox"/>
8 – PSK	<input type="checkbox"/>	<input type="checkbox"/>	<input type="checkbox"/>	<input type="checkbox"/>	<input type="checkbox"/>	<input type="checkbox"/>
16 – QAM	<input type="checkbox"/>	<input type="checkbox"/>	<input type="checkbox"/>	<input type="checkbox"/>	<input type="checkbox"/>	<input type="checkbox"/>
64 – QAM	<input type="checkbox"/>	<input type="checkbox"/>	<input type="checkbox"/>	<input type="checkbox"/>	<input type="checkbox"/>	<input type="checkbox"/>
256 – QAM	<input type="checkbox"/>	<input type="checkbox"/>	<input type="checkbox"/>	<input type="checkbox"/>	<input type="checkbox"/>	<input type="checkbox"/>
1024 – QAM	<input type="checkbox"/>	<input type="checkbox"/>	<input type="checkbox"/>	<input type="checkbox"/>	<input type="checkbox"/>	<input type="checkbox"/>
4096 – QAM	<input type="checkbox"/>	<input type="checkbox"/>	<input type="checkbox"/>	<input type="checkbox"/>	<input type="checkbox"/>	<input type="checkbox"/>

9. A digital RF system uses the constellation shown below. Given a sequence of information bits 100111001 arrive at the transmitter at a rate of 10 Mbits/sec.



- What is the symbol rate?
- Is the energy/symbol the same for all symbols?
- Define a mapping of bits to symbols for these information bits 100111001 and plot the RF signal, assume a convenient f_c
- Specify the integration time (in μs) QAM coherent detector used in the integrate-and-dump in the receiver.
- Does the RF signal have a constant envelope?