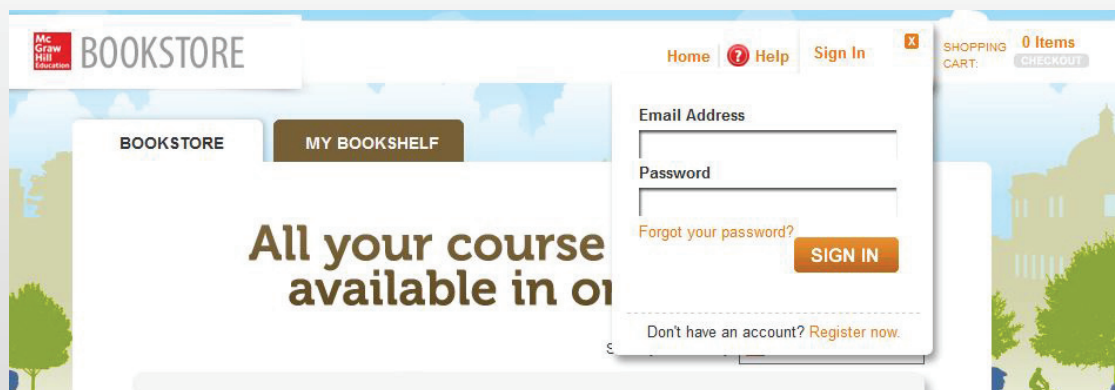
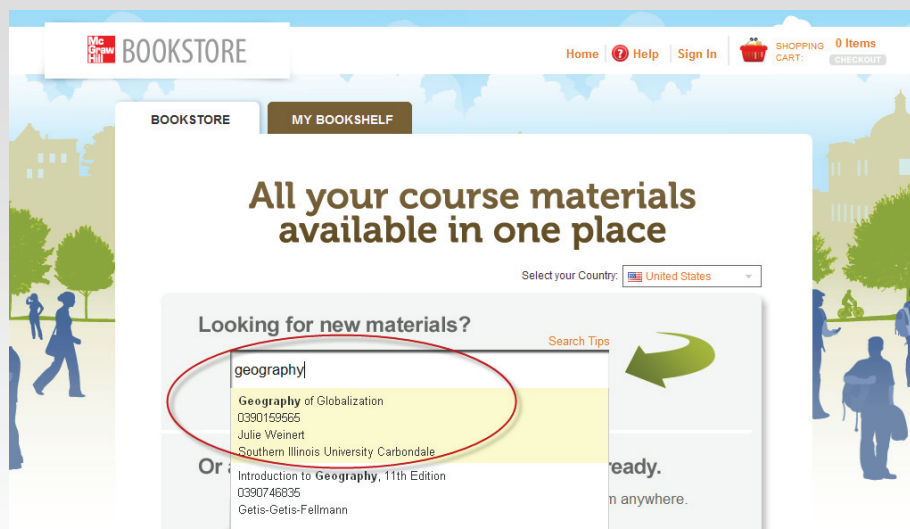


HOW TO ACCESS YOUR CREATE eBook (CREDIT CARD)

STEP 1: Go to <http://create.mheducation.com/shop> and Sign In or Register now

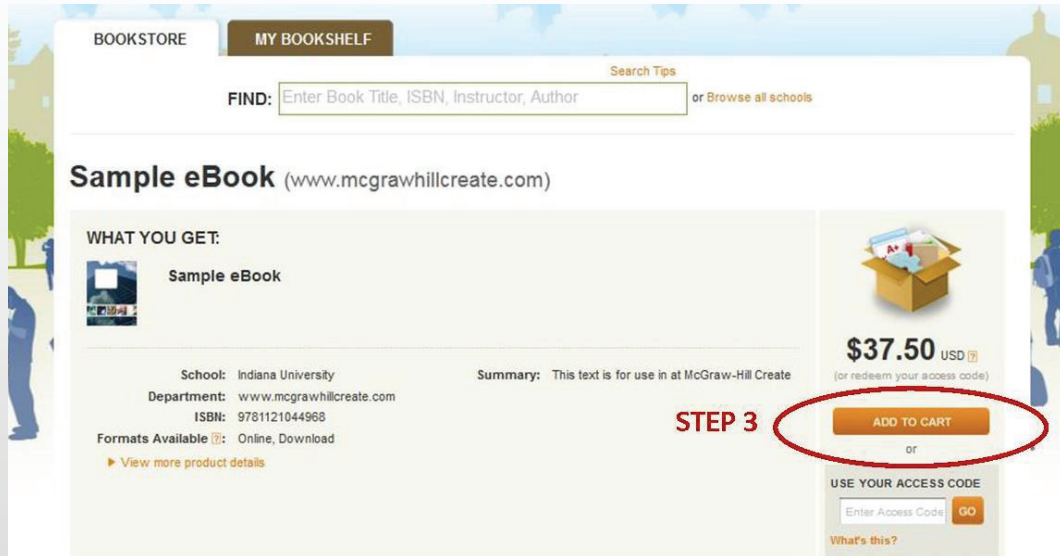


STEP 2: Search for and select eBook by Title, ISBN, Author, or State/School



HOW TO ACCESS YOUR CREATE eBook (CREDIT CARD)

STEP 3: Add the book to your cart and click “Check Out.”



STEP 4: Enter Billing Info and Place Order

A screenshot of the 'Check Out' page on the McGraw-Hill Create website. The page is titled 'Check Out' and has two steps: '1. ENTER BILLING INFO' and '2. PLACE ORDER'. Below the steps is a note: 'Please note, McGraw-Hill Education (MHE) partners with VitalSource as its e-Book reader solution. If you already have an account with VitalSource, please use the same email address and password to set up your MHE account.' There is a 'Required Field' indicator. The 'ENTER BILLING INFO' section is expanded. Under 'ENTER BILLING ADDRESS', there are fields for: First Name, Middle Initial, Last Name, Address Line 1, Address Line 2, City/Town, Country (set to United States), State/Region/Province (set to Select), Postcode/Zip Code, and Phone Number. There is a checkbox for 'Save my address so I don't have to re-enter it in the future.' Below this is the 'ADD A CREDIT CARD' section, which includes: Card Type (set to Select a Credit Card), Card Number, Expiration Date (Month and Year), and Card Security Code. There is a 'What's this?' link next to the Card Security Code field.

- Verify order information and place order.
- Your receipt and bookshelf will appear. With purchase, you receive **both** an online eBook and a downloadable eBook.
- **IMPORTANT!** Your VitalSource password will be the same password you chose when you created your eBookstore account.

Questions? McGraw-Hill Technical Support: 800-331-5094 (prompts 2, 2, 1) - www.mhhe.com/support

HOW TO VIEW and DOWNLOAD YOUR eBook

- Go to <http://create.mheducation.com/shop> and Sign In (top, right)
- Click the My Bookshelf tab.
- Click the **ACCESS eBook** button.
- A new window will open to view the ebook online <https://online.vitalsource.com/#/books>

Offline Access: Visit the "ACCESS eBook" button to access your eBook online. After doing so, you can visit this Vital Source page <https://support.vitalsource.com/hc/en-us/articles/201344733-Bookshelf-Download-Options> where you will download the bookshelf and sync your eBook. You'll need your VitalSource password and may have to reset it from the bookshelf.

If you need help accessing your eBook offline, go here. <https://support.vitalsource.com/hc/en-us>

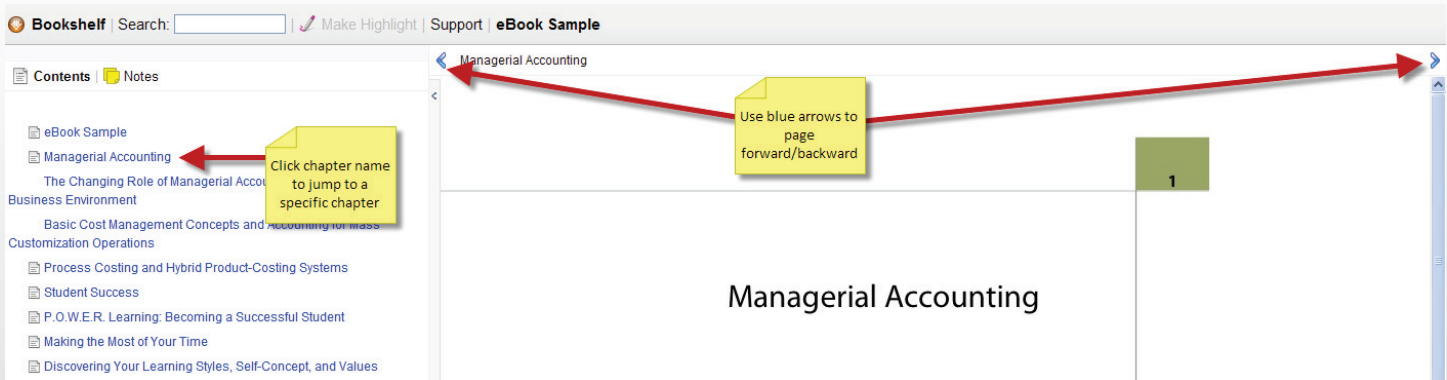
The screenshot displays the VitalSource eBook interface. On the left, a table of contents is visible, listing chapters and their page numbers. The main content area features the McGraw-Hill Create logo and course information.

Chapter Title	Page Number
eBook Sample	1
Managerial Accounting	5
The Changing Role of Managerial Accounting in a Dynamic Business Environment	6
Basic Cost Management Concepts and Accounting for Mass Customization Operations	40
Process Costing and Hybrid Product-Costing Systems	84
Student Success	117
P.O.W.E.R. Learning: Becoming a Successful Student	119
Making the Most of Your Time	146
Discovering Your Learning Styles, Self-Concept, and Values	174
Communication	207
Introduction to Human Communication	208
Perception, Self, and Communication	238
Language and Meaning	262

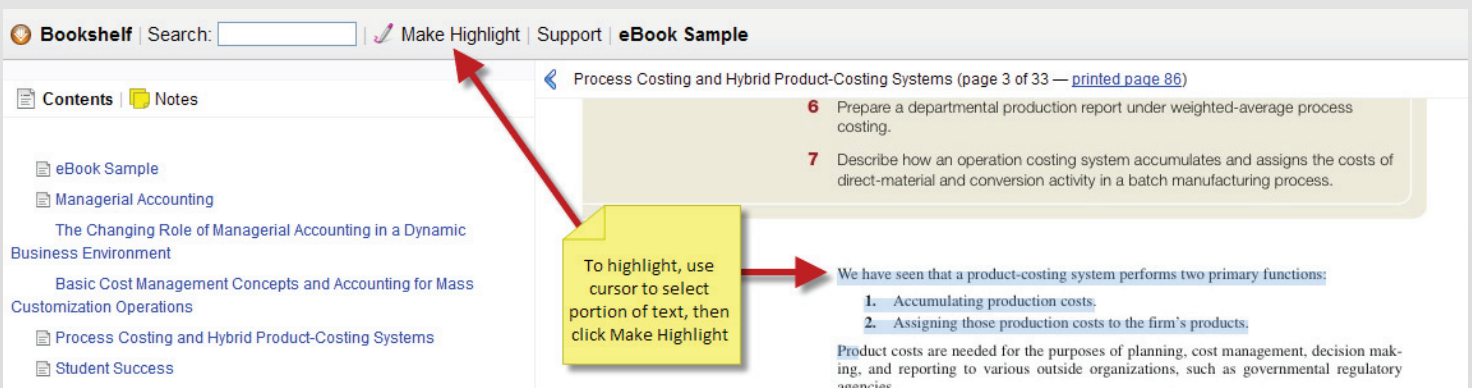
Course: Sample eBook
McGraw-Hill Create
www.mcgrawhillcreate.com

HOW TO VIEW YOUR ONLINE eBook.

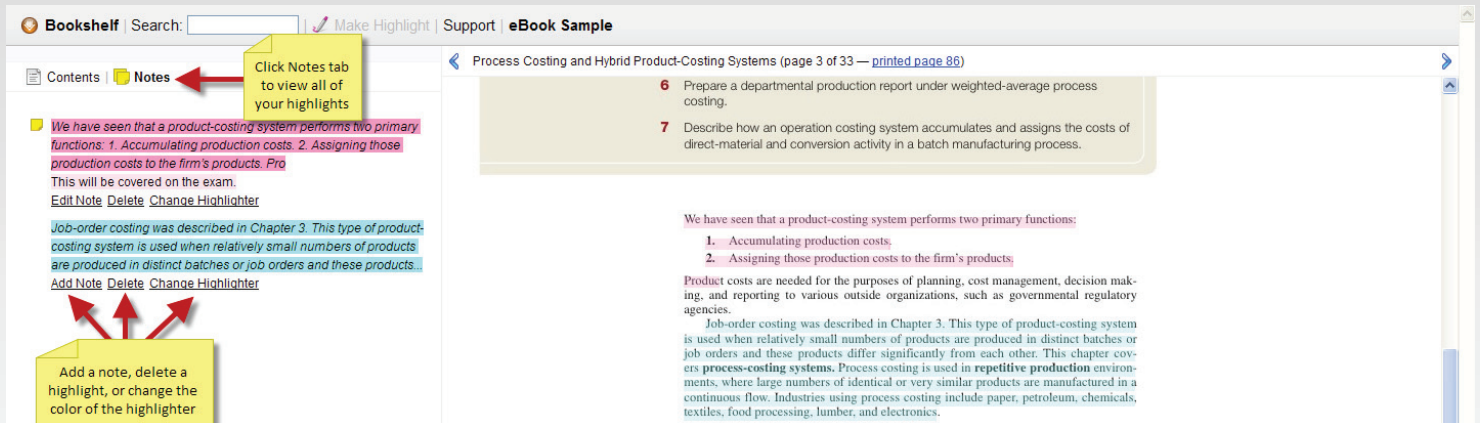
How to NAVIGATE through the online eBook.



How to MAKE HIGHLIGHTS within the online eBook.



How to ADD NOTES within the online eBook.



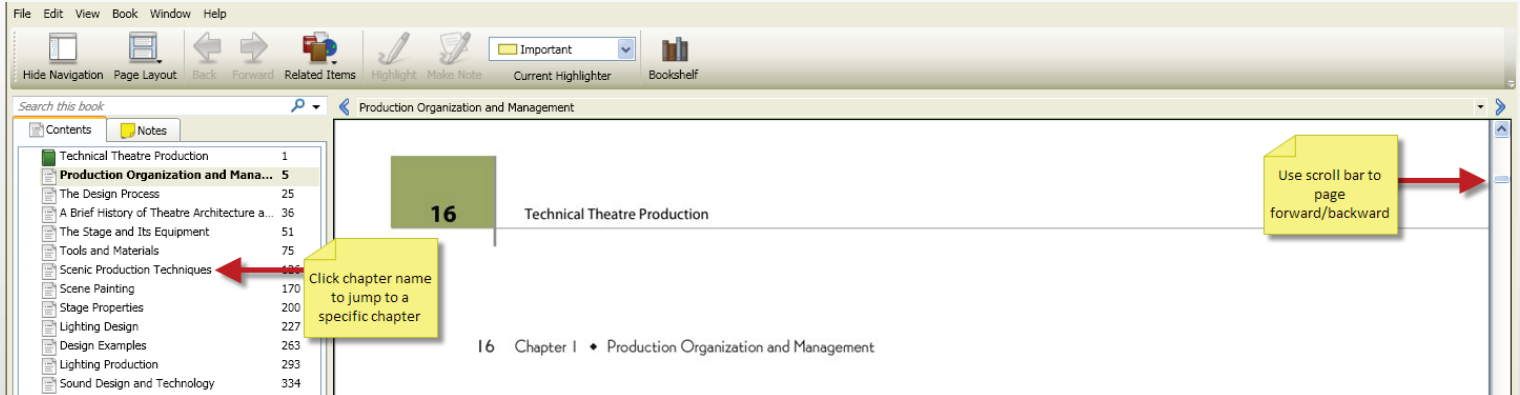
How to PRINT PAGES from the online eBook.

Click the print button located in the bottom right corner of the page and enter the page range to print.

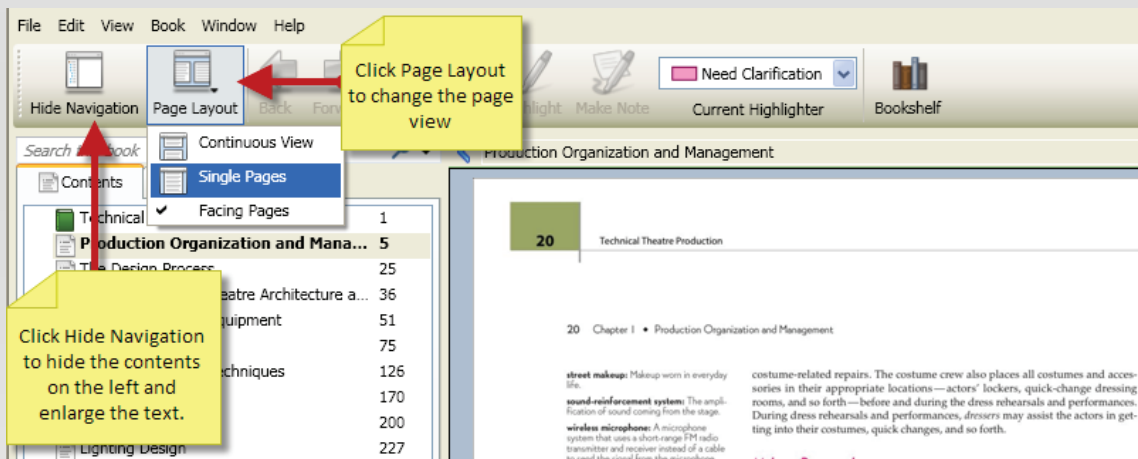


HOW TO VIEW YOUR DOWNLOADED eBook.

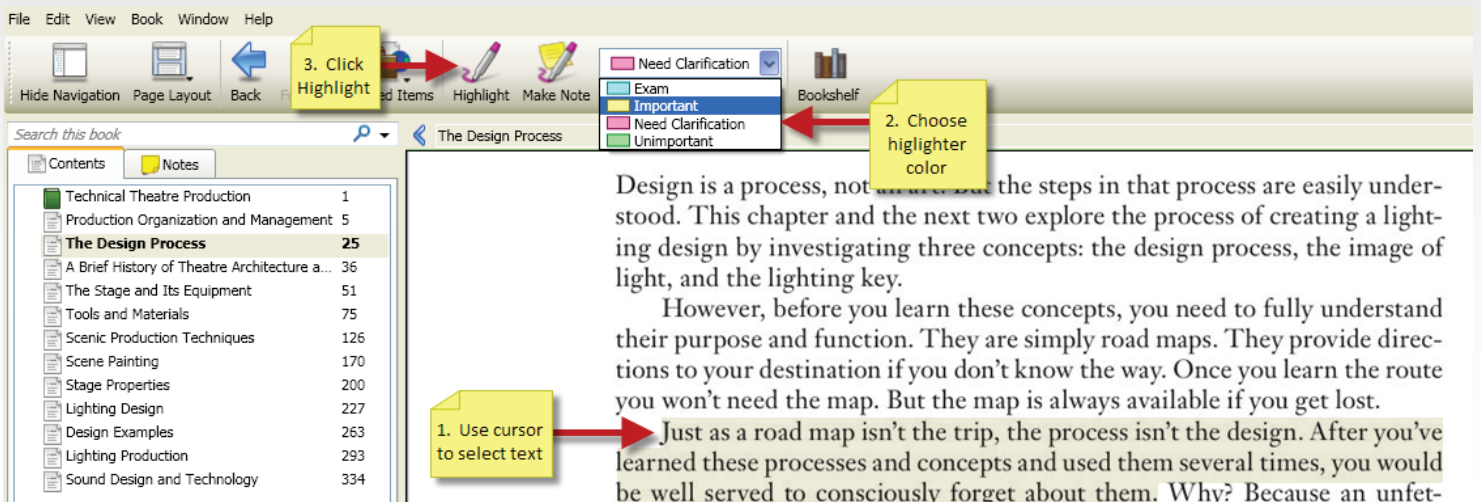
How to NAVIGATE through the eBook download (VitalSource Bookshelf)



How to CHANGE PAGE VIEW on the eBook download (VitalSource Bookshelf)

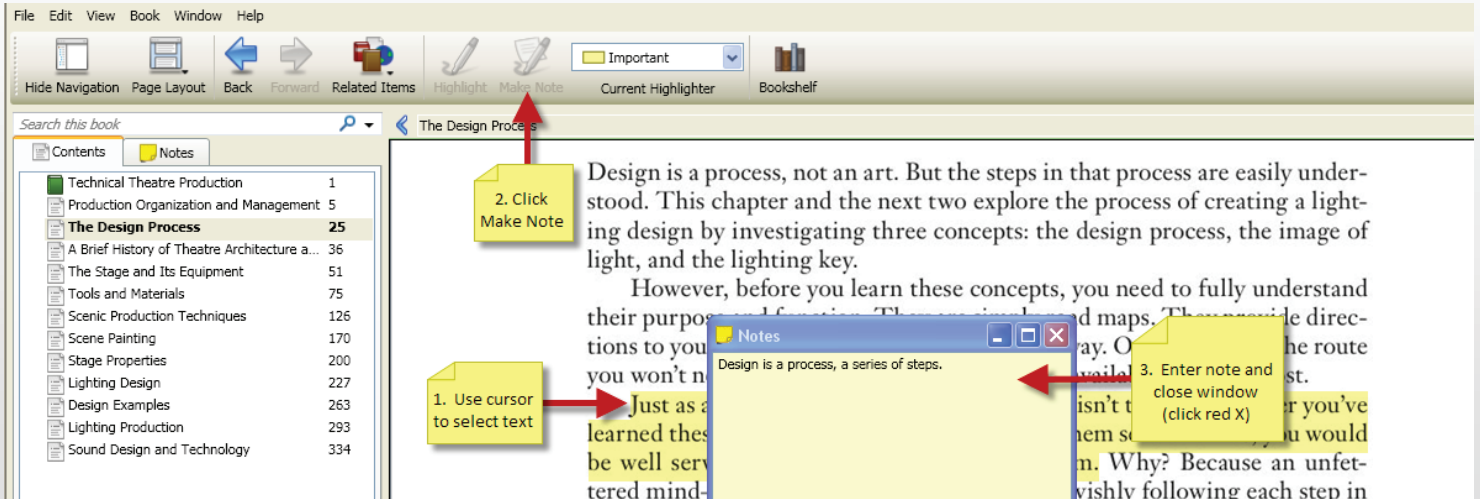


How to MAKE HIGHLIGHTS within the eBook download (VitalSource Bookshelf)

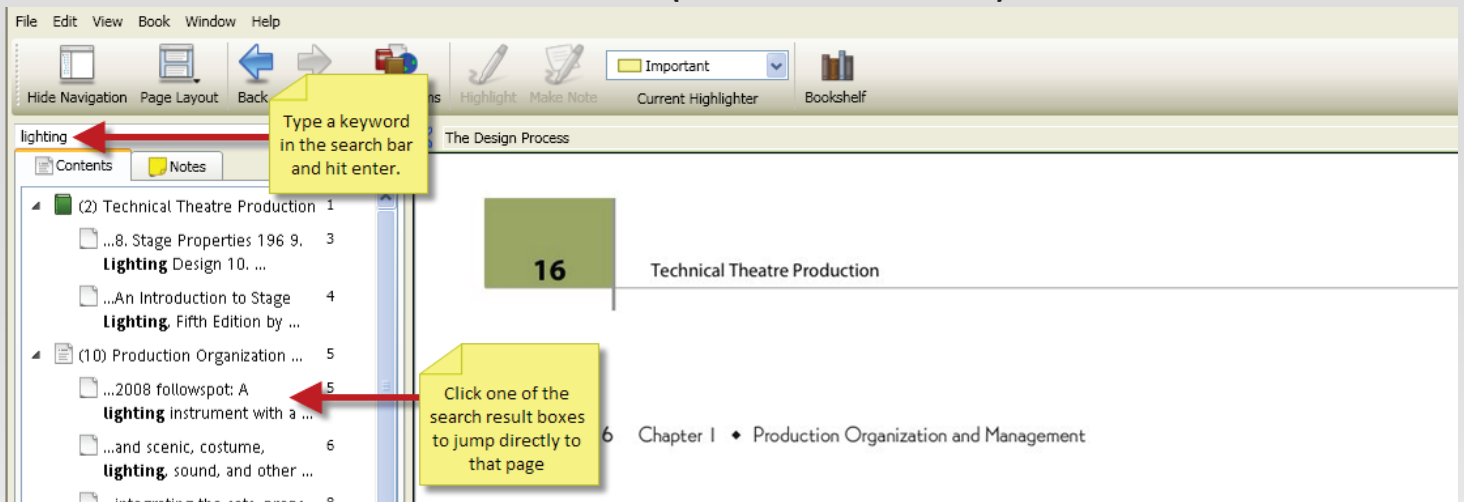


HOW TO VIEW YOUR DOWNLOADED eBook *continued*

How to TAKE NOTES within the eBook download (VitalSource Bookshelf)



How to SEARCH within an eBook download (VitalSource Bookshelf)



How to PRINT PAGES from the eBook download (VitalSource Bookshelf)

